



Business Requirements for Manage Accounting Points

Status: Approved by ebIX® Forum

Version: 1.1

Revision: B

Date: August 2023

CONTENT

A.	About this document	4
A.1.	Comments to the ebIX® model	4
A.2.	References	4
A.2.1.	Standards	4
A.2.2.	ebIX® Documents	5
A.3.	Main changes since last version	5
1	Business Domain View: Manage Accounting Points.....	6
1.1	Life cycle of an Accounting Point (State diagram)	6
1.2	Manage Accounting Points (Business Process UseCase)	9
1.2.1	Description	9
1.2.2	Create Accounting Point (Business Process UseCase).....	11
1.2.3	Connect Accounting Point (Business Process UseCase)	15
1.2.4	Disconnect Accounting Point (Business Process UseCase)	17
1.2.5	Decommission Accounting Point (Business Process UseCase).....	19
2	Business Partner View	24
2.1	Business partners related to Manage Accounting Points.....	24
3	Business Entity View	25
3.1	Request creation of Accounting Point (Class Diagram)	26
3.1.1	Element definitions: Request creation of Accounting Point	26
3.2	Confirm request creation of Accounting Point (Class Diagram)	29
3.2.1	Element definitions: Confirm request creation of Accounting Point	29
3.3	Reject request creation of Accounting Point (Class Diagram)	32
3.3.1	Element definitions: Confirm request creation of Accounting Point	32
3.4	Request change of Accounting Point connection status (Class Diagram)	34
3.4.1	Element definitions: Request change of Accounting Point connection status	34
3.5	Confirm request change of Accounting Point connection status (Class Diagram)	35

3.5.1	Element definitions: Confirm request change of Accounting Point connection status ...	35
3.6	Reject request change of Accounting Point connection status (Class Diagram)	37
3.6.1	Element definitions: Reject request change of Accounting Point connection status	37
3.7	Notify decommission of Accounting Point (Class Diagram).....	39
3.7.1	Element definitions: Notify decommission of Accounting Point	39
Appendix A.	Header and Context information for the class diagrams	41
A.1.	Header and Context Information attributes definitions.....	41
A.2.	Request creation of Accounting Point	41
A.3.	Confirm request creation of Accounting Point	42
A.4.	Reject request creation of Accounting Point	42
A.5.	Request change of Accounting Point connection status	43
A.6.	Confirm request change of Accounting Point connection status	43
A.7.	Reject request change of Accounting Point connection status	44
A.8.	Notify decommission of Accounting Point	44

A. About this document

This document is a Business Requirements Specification (BRS) for Managing Accounting Points (AP) within the structuring process of the European energy market. In this BRS we use business terms for the actors, and we map them to the terms used in the Harmonised Role Model from ENTSO-E, ebIX® and EFET [3].

The process described is used for management of the lifecycle of an Accounting Point. In this process, the Grid Company can create, activate, deactivate and/or decommission an Accounting Point.

As a general introduction ebIX® has published a separate document “Introduction to ebIX® Business Requirements and Business Information Models” [4]. The introduction also includes the generic model elements that are not specific for a business process.

In line with UN/CEFACT Modelling Methodology version 2 (UMM-2) ebIX® defines the business requirements as the first step in modelling energy market processes. This document specifies an UMM Business Requirements View, which consist of the three sub views: Business Domain View, Business Partner View and Business Entity View.

The Business Information Model is in turn the basis for the creation of XML schema’s and is the basis for the specification of web services. The Business Information Model and the syntax specific structures are specified by the “ebIX® Technical Committee” (ETC).

Since the ebIX® model is open for national customisation, some attributes are added as optional for usage for regional/national customisation. If used, these attributes must be specified nationally.

A.1. Comments to the ebIX® model

These Business Requirements, as part of the ebIX® Model for the European Energy Market (see [4]), are made in a project with the members of EBG, see www.ebix.org. For comments to the document please contact the secretary@ebix.org.

A.2. References

A.2.1. Standards

- [1] UML Profile for UN/CEFACT’s Modelling Methodology (UMM), Base Module 2.0., (<http://www.unece.org/tradewelcome/un-centre-for-trade-facilitation-and-e-business-uncefact/outputs/technical-specifications/uncefact-modelling-methodology-umm.html>);
- [2] UML Profile for UN/CEFACT’s Modelling Methodology (UMM), Foundation Module, 2.0. (<http://www.unece.org/tradewelcome/un-centre-for-trade-facilitation-and-e-business-uncefact/outputs/technical-specifications/uncefact-modelling-methodology-umm.html>);
- [3] The Harmonized Role Model (for the Electricity Market) by ebIX®, ENTSO-E, and EFET (www.ebix.org).

A.2.2. ebIX® Documents

- [4] Introduction to ebIX® Business Requirements and Business Information Models (www.ebix.org);
- [5] Recommended Identification Schemes for the European Energy Market (www.ebix.org);
- [6] ebIX® code lists (www.ebix.org);
- [7] ebIX® Business Requirements for measure for determine meter read (www.ebix.org);
- [8] ebIX® BRS for alignment of Accounting Point characteristics (www.ebix.org).

A.3. Main changes since last version

Old	New	Clarification	Date
Version 1.0			
	1.0.A	First draft BRS.	20200421
1.0.A	1.0.B	Correction of spelling errors.	20200826
Version 1.1			
1.0.B	1.1.A	<ul style="list-style-type: none"> • Addition of Check consent process. • Correction of spelling errors. 	20201019
1.1.A	1.1.B	<ul style="list-style-type: none"> • Harmonised the introduction with other ebIX® BRSs. • Updated attribute sequence in class diagrams. • Hiding attributes from the root class in Appendix A, to make the class. 	20230815

1 Business Domain View: Manage Accounting Points

1.1 Life cycle of an Accounting Point (State diagram)

In the life cycle of an Accounting Point, the first state is the “Under construction”, which includes issuing of the Accounting Point ID and registration in the Metering Point administration. Thereafter the Accounting Point usually becomes “Connected”. An Accounting Point may be “Connected” and “Disconnected” several times during the lifecycle. Finally, the Accounting Point is “Decommissioned” and can no longer be used.

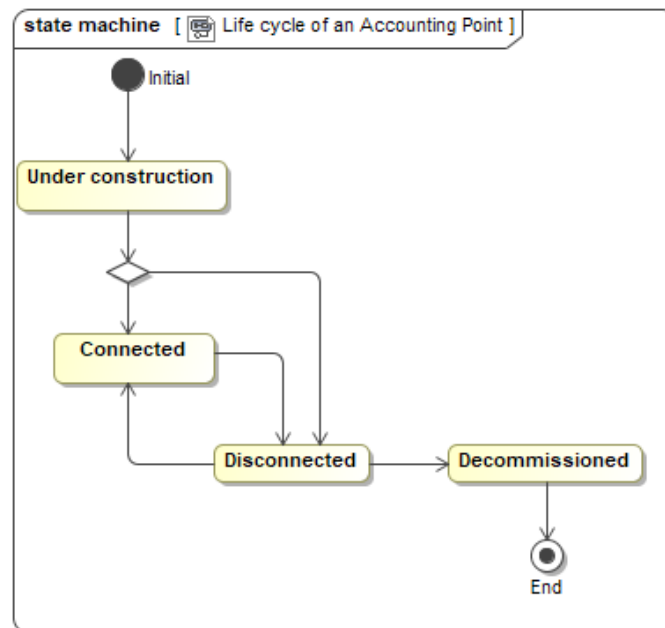


Figure 1 State diagram: Life cycle of an Accounting Point

Connection Status	Explanation
Under construction	The accounting Point is issued, but not all minimally necessary attributes are known. Usually the associated physical connection is under construction for the Accounting Point and the data set to be completed.
Connected	Connected means that the energy flow is physically possible.
Disconnected	Disconnected means that the energy flow is physically not possible.
Decommissioned	The Accounting Point is decommissioned and cannot be used in processes like move or change of Supplier etc. The associated physical connection is permanently removed.

Table 1 States of the life cycle of an Accounting point

To show the administrative consequences of the table above we need to combine it with the administrative status:

Administrative status	Explanation
Active	The Accounting Point is in the allocation process.
Inactive	The Accounting Point is not in the allocation process.

Leading to:

Connection status	Physical situation	Adm. status	Adm. situation	Meaning
Under construction	No energy flow possible	Inactive	The Grid Company must be there, and other roles can be linked	The Accounting Point ID has been issued, but not all data are available. The Accounting Point is in the Metering point administration and is in service for the market. The Accounting Point is NOT in the allocation process.
Connected	Energy flow possible	Active	All necessary roles are present	The Accounting Point is in the Metering point administration and is in service for the market. The Accounting Point is in the allocation process.
		Inactive	Not all roles are present	The Accounting Point is in the Metering point administration and is in service for the market. The Accounting Point is NOT in the allocation process.
	Restricted energy flow ¹	Active	All necessary roles are present	The Accounting Point is in the Metering point administration and is in service for the market. The Accounting Point is in the allocation process.
		Inactive	Not all roles are present	The Accounting Point is in the Metering point administration and is in service for the market. The Accounting Point is NOT in the allocation process.
Disconnected	No energy flow possible	Inactive	All roles may be linked	The Accounting Point is in service for the market. The Accounting Point is NOT in the allocation process.

¹ The connection is (remotely) altered so the energy flow is strongly reduced, but still possible. This is usually a temporary situation, for instance to force the Customer to pay.

Connection status	Physical situation	Adm. status	Adm. situation	Meaning
Decommissioned	No energy flow possible.	Inactive	Not possible to link roles	The Accounting Point is permanently out of service for the market. Historical data are available.

Table 2 States of the life cycle of an Accounting point

1.2 Manage Accounting Points (Business Process UseCase)

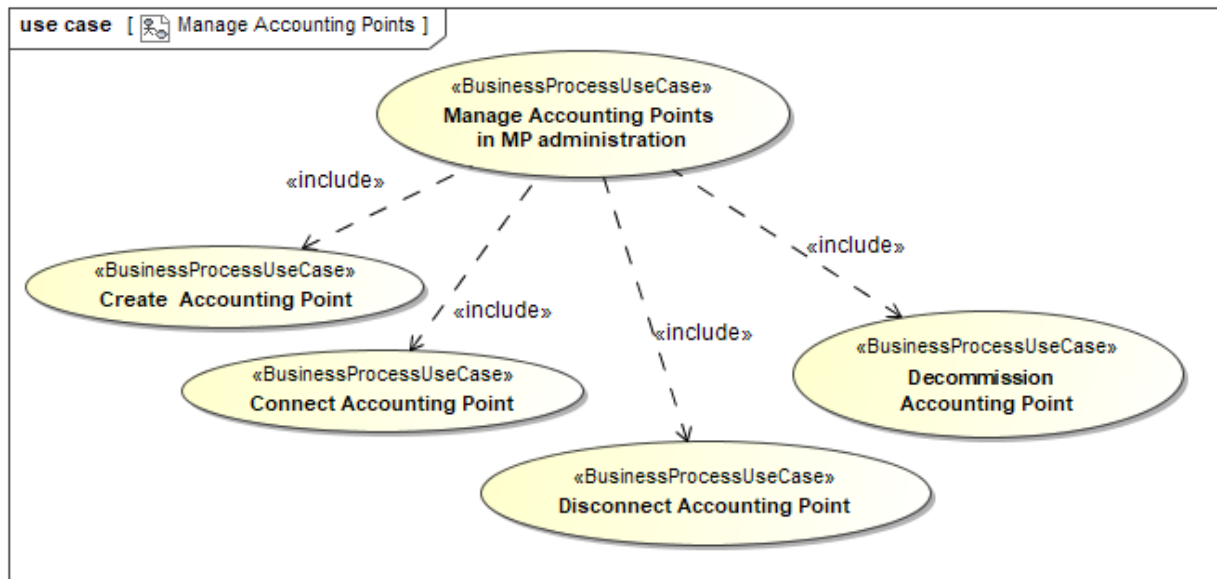


Figure 2 Class diagram: Manage Accounting Points

1.2.1 Description

UseCase description: Manage Accounting Points	
definition	This is the process where an Accounting Point is created and maintained for usage in market processes or taken out of usage from the market.
beginsWhen	When the Grid Company has an obligation to create an Accounting Point.
preCondition	Based on the creation of physical connection(s), the Grid Company has an obligation to create one or more associated Accounting Point(s).
endsWhen	The Accounting Point has been decommissioned.
postCondition	The Accounting Point is no longer available for market processes, except dependent on national rules for corrections to a period before the decommissioning date.
exceptions	None
actions	See 1.2.1.1

1.2.1.1 Business process

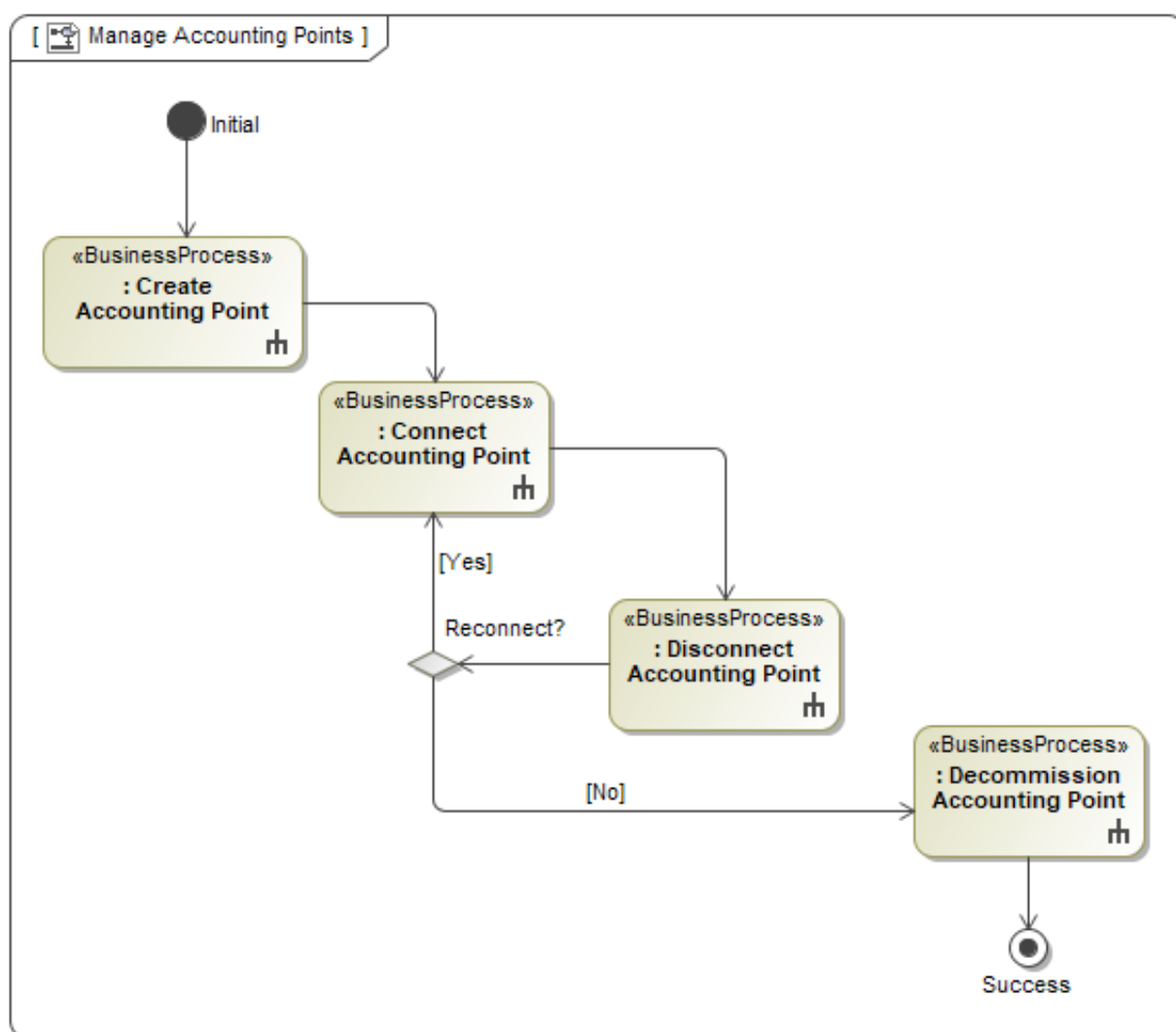


Figure 3 Business Process: Manage Accounting Points

actions	See 1.2.2.2
---------	-------------

1.2.2.2 Business process

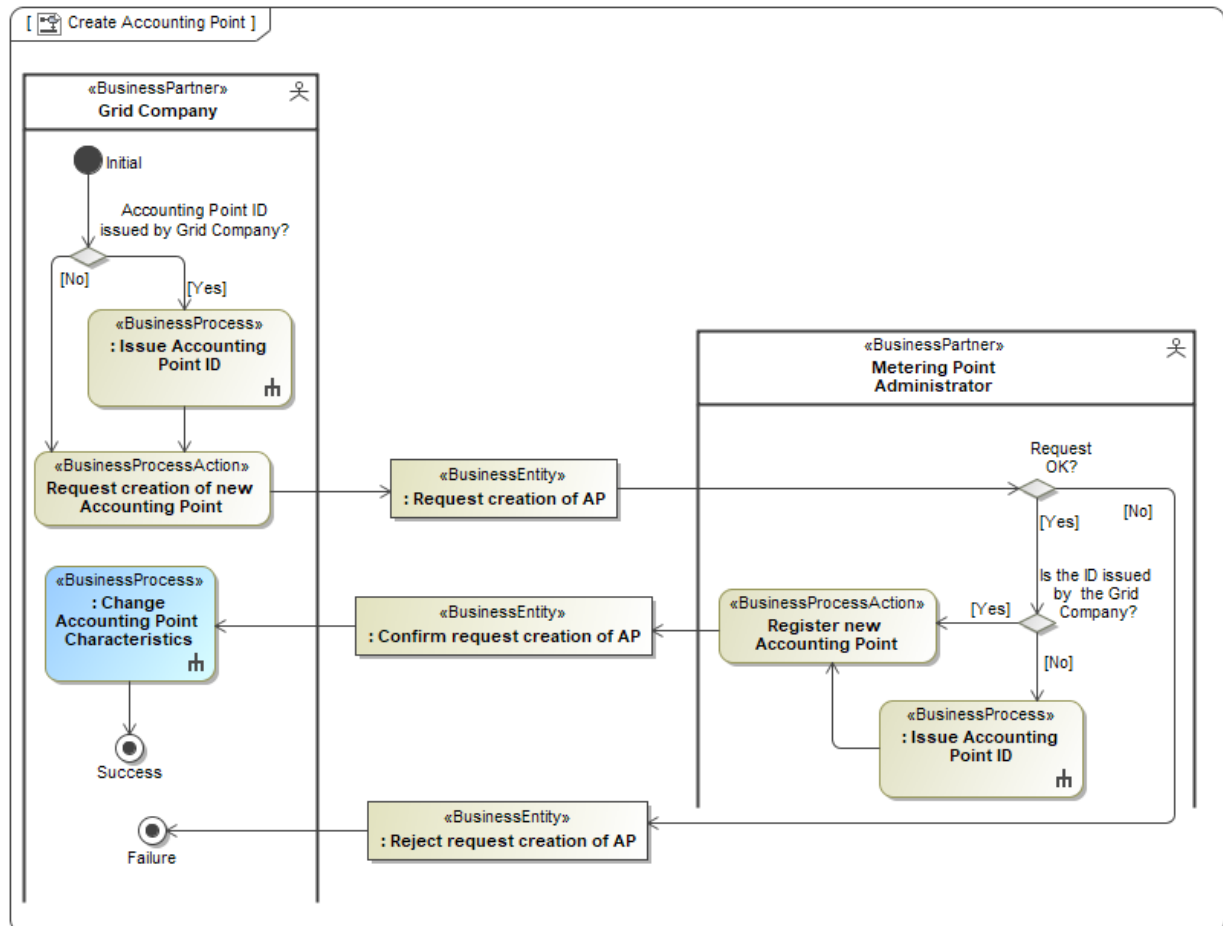


Figure 5 Business Process: Create Accounting Point

1.2.2.3 Issue Accounting Point ID (Business Process UseCase)

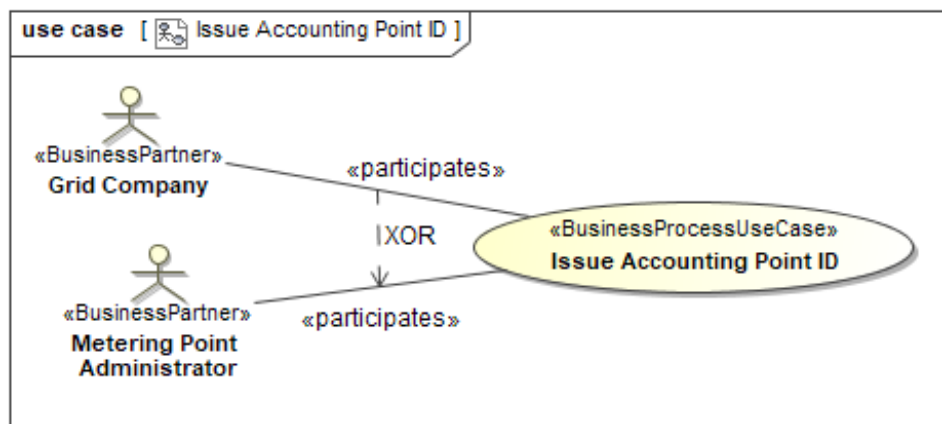


Figure 6 UseCase: Issue Accounting Point ID

1.2.2.3.1 Description

UseCase description: Issue Accounting Point ID	
definition	In this process either the Grid Company or the Metering Point Administrator issues the unique Accounting Point ID for the new Accounting Point.
beginsWhen	When the Grid Company has started the creation process for an Accounting Point.
preCondition	The process for creation of the Accounting Point has started.
endsWhen	When the Accounting Point ID is issued.
postCondition	The Accounting Point ID is issued and can be assigned to an Accounting Point to be registered in the Metering Point Administration.
exceptions	The issuing is cancelled, and no ID is assigned to an Accounting Point.
actions	See 1.2.2.3.2

1.2.2.3.2 Business process

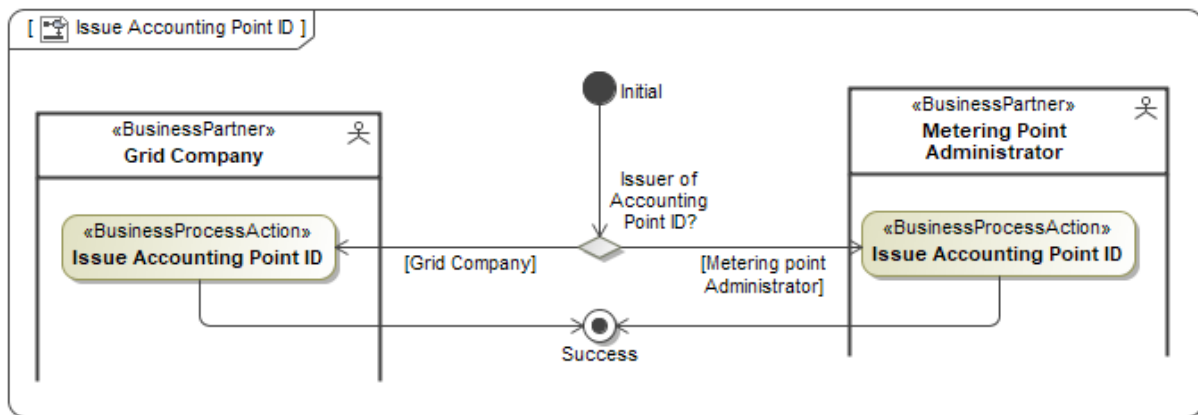


Figure 7 Business Process: Issue Accounting Point ID

1.2.2.4 Change Accounting Point characteristics

The Change Accounting Point characteristics is documented in the ebIX® BRS for alignment of Accounting Point characteristics [8]

1.2.3 Connect Accounting Point (Business Process UseCase)

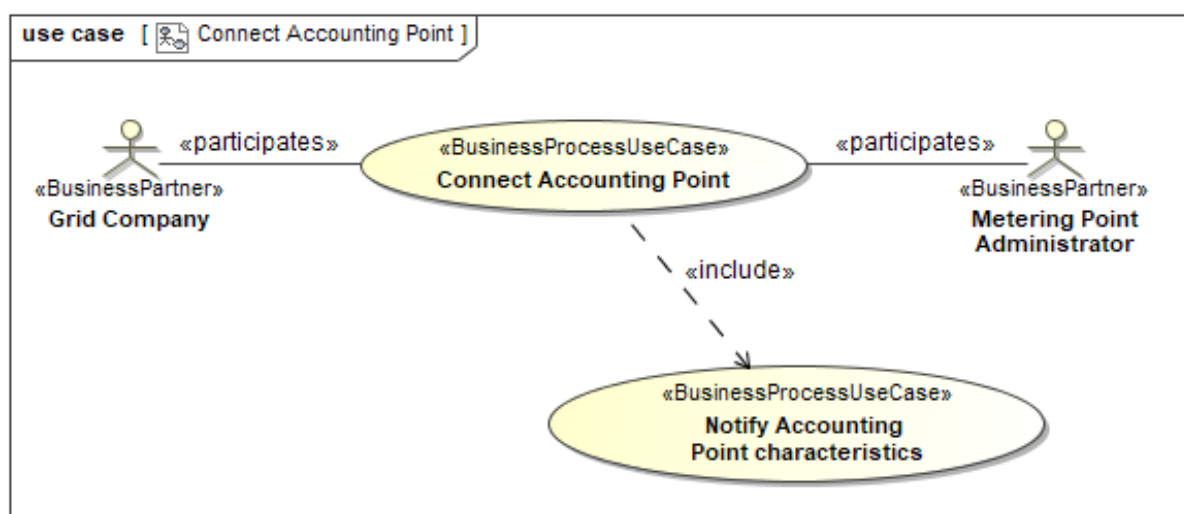


Figure 8 UseCase: Connect Accounting Point

1.2.3.1 Description

UseCase description: Connect Accounting Point	
definition	In this process the Grid Company informs the Metering Point Administrator of the connection of an Accounting Point ³ , the Metering Point Administrator confirms it and notifies Accounting Point characteristics to Linked Parties and Consented Parties.
beginsWhen	When the Grid Company needs to connect the Accounting Point.
preCondition	The Accounting Point is already created. The Connection Status of the Accounting Point is either "Under construction" or "Disconnected".
endsWhen	When the Grid Company has registered the activation of the connection in the Metering Point Administration and the Linked Parties and Consented Parties are notified.
postCondition	The Connection Status of the Accounting Point is "connected" (see 1.1) and all Linked Parties and Consented Parties are notified of the activation.
exceptions	The request to connect the Accounting Point is rejected.
actions	See 1.2.3.2

³ the ability to deliver energy to or from the Accounting Point

1.2.3.2 Business process

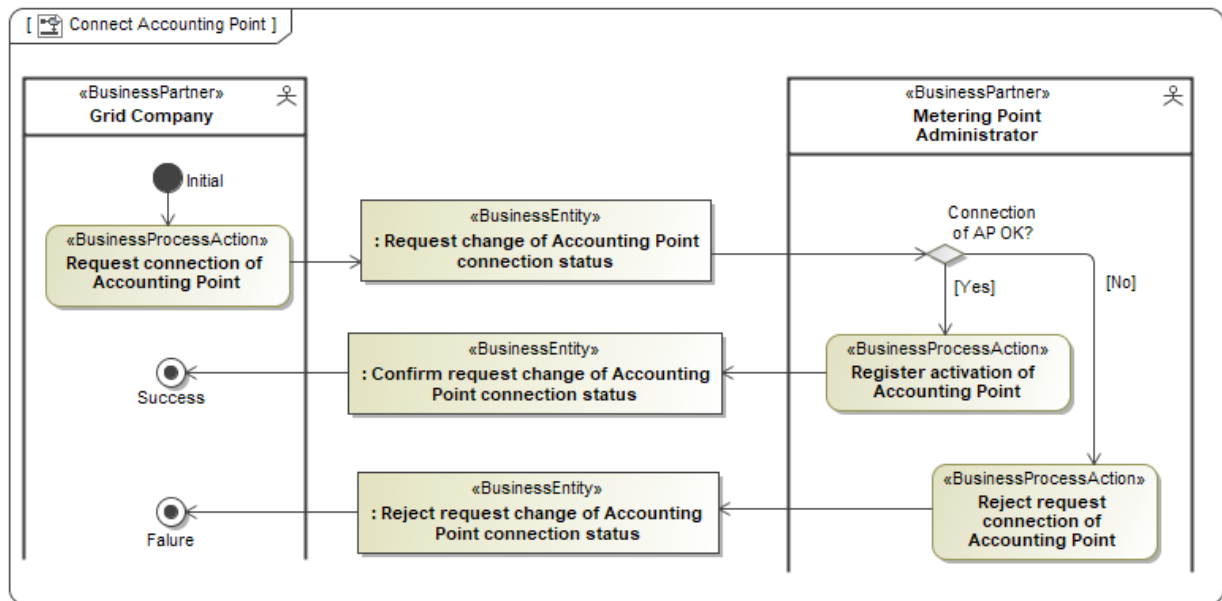


Figure 9 Business Process: Connect Accounting Point

1.2.3.3 Notify Accounting Point characteristics

The Notify Accounting Point characteristics is documented in the ebIX® BRS for alignment of Accounting Point characteristics [8].

1.2.4 Disconnect Accounting Point (Business Process UseCase)

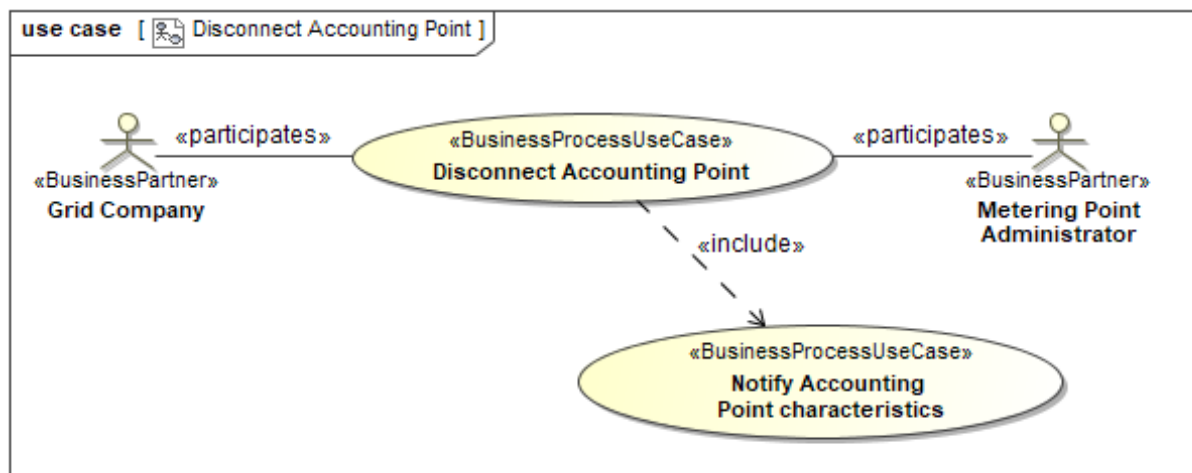


Figure 10 UseCase: Disconnect Accounting Point

1.2.4.1 Description

UseCase description: Disconnect Accounting Point	
definition	<p>In this process the Grid Company notifies the Metering Point Administrator of disconnection of an Accounting Point.⁴ The Metering Point Administrator registers the disconnection and notifies the Accounting Point characteristics to Linked Parties and Consented Parties.</p> <p>The process may for instance be triggered by a Customer Move Out process.</p>
beginsWhen	When the Grid Company, based on request from the Customer or internal decisions, decides to disconnect an Accounting Point and remove it from the allocation process.
preCondition	The Connection Status of the Accounting Point is “Connected” or “Under construction”.
endsWhen	When the Metering Point Administrator has registered the disconnection of the Accounting Point in the Metering Point administration and notified Linked Parties and Consented Parties.
postCondition	The Connection Status of the Accounting Point is “Disconnected”, and the Accounting Point is no longer part of the allocation process. All Linked Parties and Consented Parties are informed.
exceptions	None.
actions	See 1.2.4.2

⁴ deactivation of the ability to deliver energy to or from an Accounting Point.

1.2.4.2 Business process

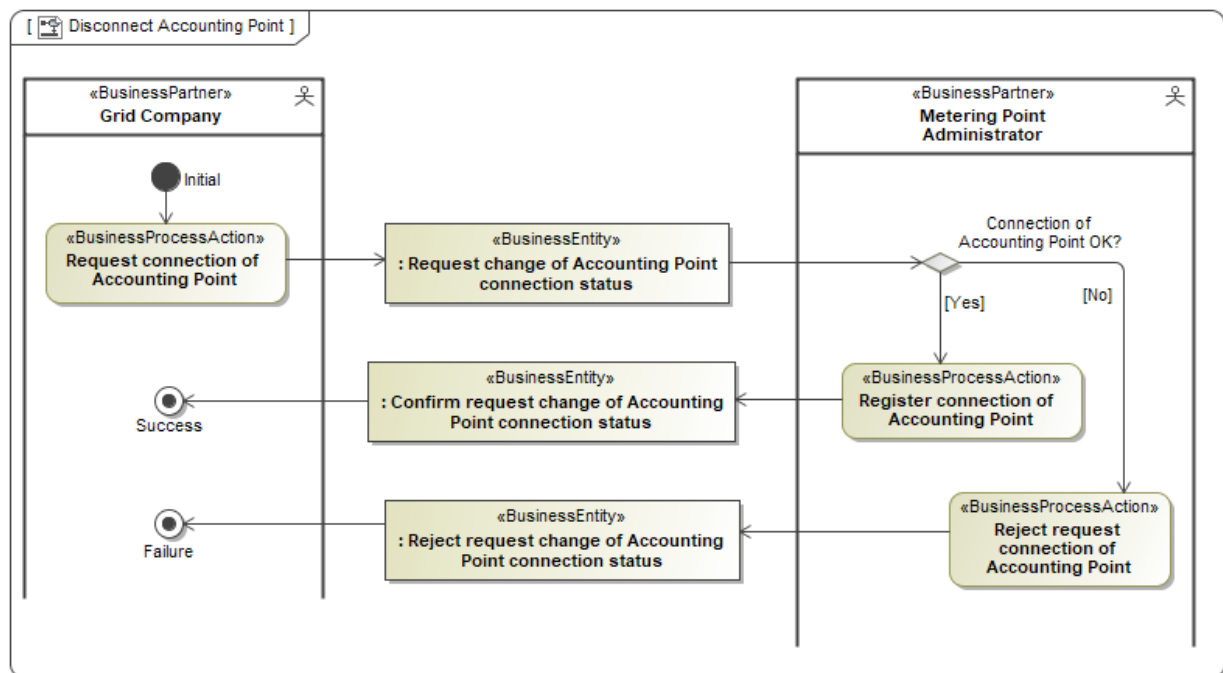


Figure 11 Business Process: Disconnect Accounting Point

1.2.4.3 Notify Accounting Point characteristics

The Notify Accounting Point characteristics is documented in the ebIX® BRS for alignment of Accounting Point characteristics [8]

1.2.5 Decommission Accounting Point (Business Process UseCase)

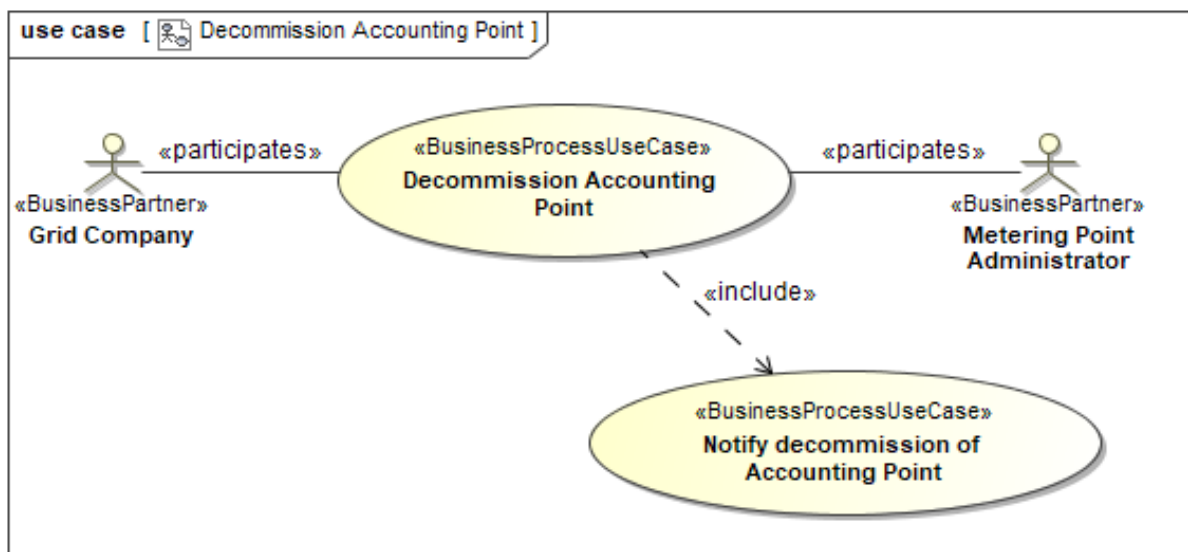


Figure 12 UseCase: Decommission Accounting Point

1.2.5.1 Description

UseCase description: Decommission Accounting Point	
definition	In this process the Grid Company decommissions the Accounting Point in the Metering Point Administration. The process includes enabling the Consent Administrator to end all relevant consents.
beginsWhen	When the Grid Company decommissions an Accounting Point.
preCondition	The Connection Status of the Accounting Point is “Disconnected”.
endsWhen	When the Metering Point Administrator has registered the decommission of the Accounting Point, the Linked Parties have been notified and the Consent Administrator has been enabled to end all relevant consents.
postCondition	The Connection Status of the Accounting Point is “Decommissioned”, and the Linked Parties and Consented Parties are informed. The Accounting Point is no longer available for the market.
exceptions	The request for decommissioning is rejected.
actions	See 1.2.5.2

1.2.5.2 Business process

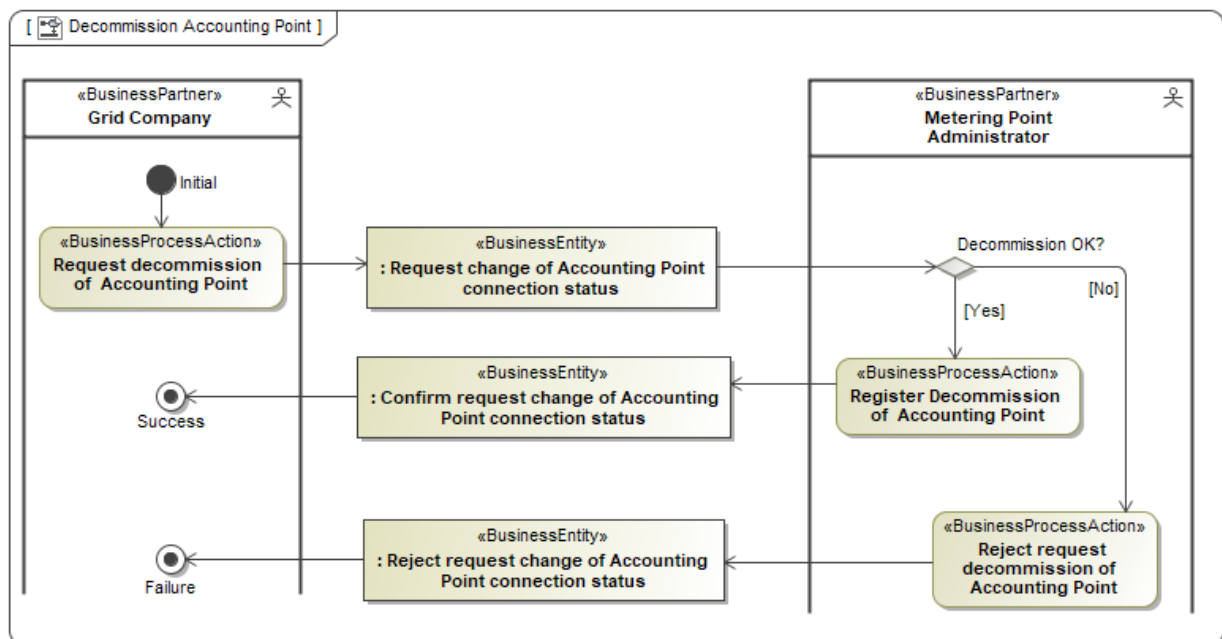


Figure 13 Business Process: Decommission Accounting Point

1.2.5.3 Notify decommission of Accounting Point

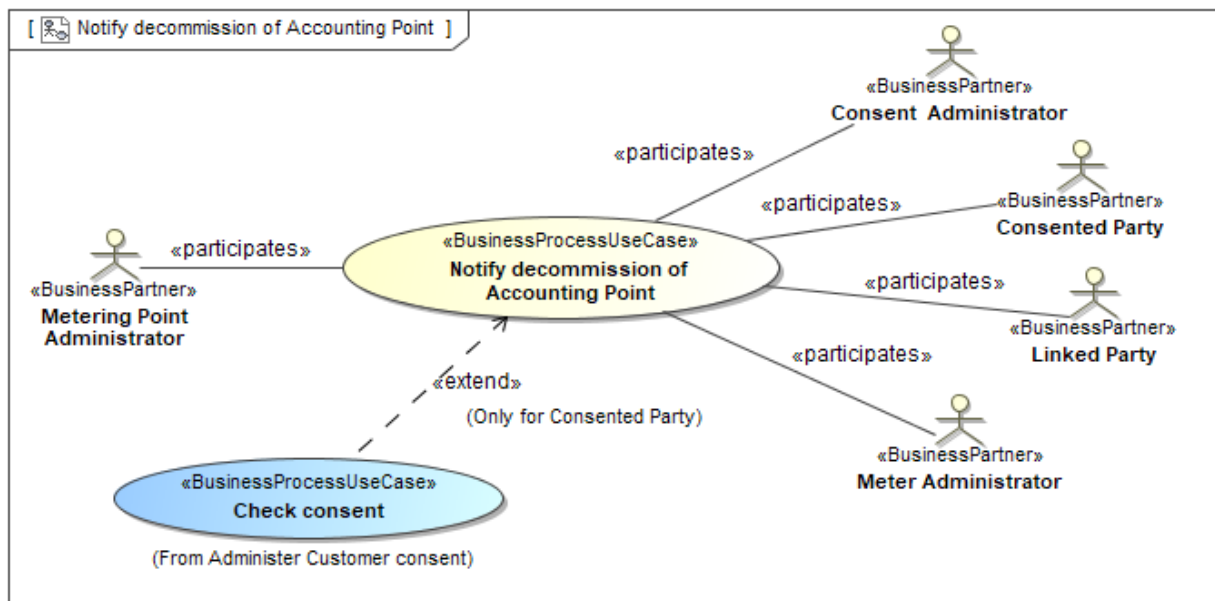


Figure 14 UseCase: Notify decommission of Accounting Point

1.2.5.3.1 Description

UseCase description: Notify decommission of Accounting Point	
definition	<p>In this process the Metering Point Administrator notifies decommission of an Accounting Point to the possible Linked Parties⁵:</p> <ul style="list-style-type: none"> • Balance Responsible Party • Energy Supplier • Grid Company • Metered Data Aggregator • Metered Data Responsible • Reconciliation Responsible⁶ • Shipper <p>and to the Consented Parties, the Consent Administrator and the Meter Administrator when applicable.</p> <p>For Consented Parties, the validity of the consent is checked before the notification is sent.</p>

⁵ The number of Linked Parties may vary between countries. The normal processing would be that linked parties are moved out before decommissioning.

⁶ In the present ebIX® model, it is assumed that role of the Reconciliation responsible is performed by the DSO. Consequently, the Reconciliation responsible has access to Accounting Point characteristics. In case another actor performs the role of Reconciliation responsible, additional measures must be taken to ensure necessary information flow.

beginsWhen	When the Grid Company decommissions an Accounting Point.
preCondition	The Connection Status of the Accounting Point is “Disconnected”.
endsWhen	When the Metering Point Administrator has registered the decommission of the Accounting Point and the Linked Parties, Consented Parties and Consent Administrator have been notified.
postCondition	The Accounting Point is no longer available for the market and the Linked Parties, Consented Parties and Consent Administrator are informed.
exceptions	None.
actions	See 1.2.5.3.2

1.2.5.3.2 Business process

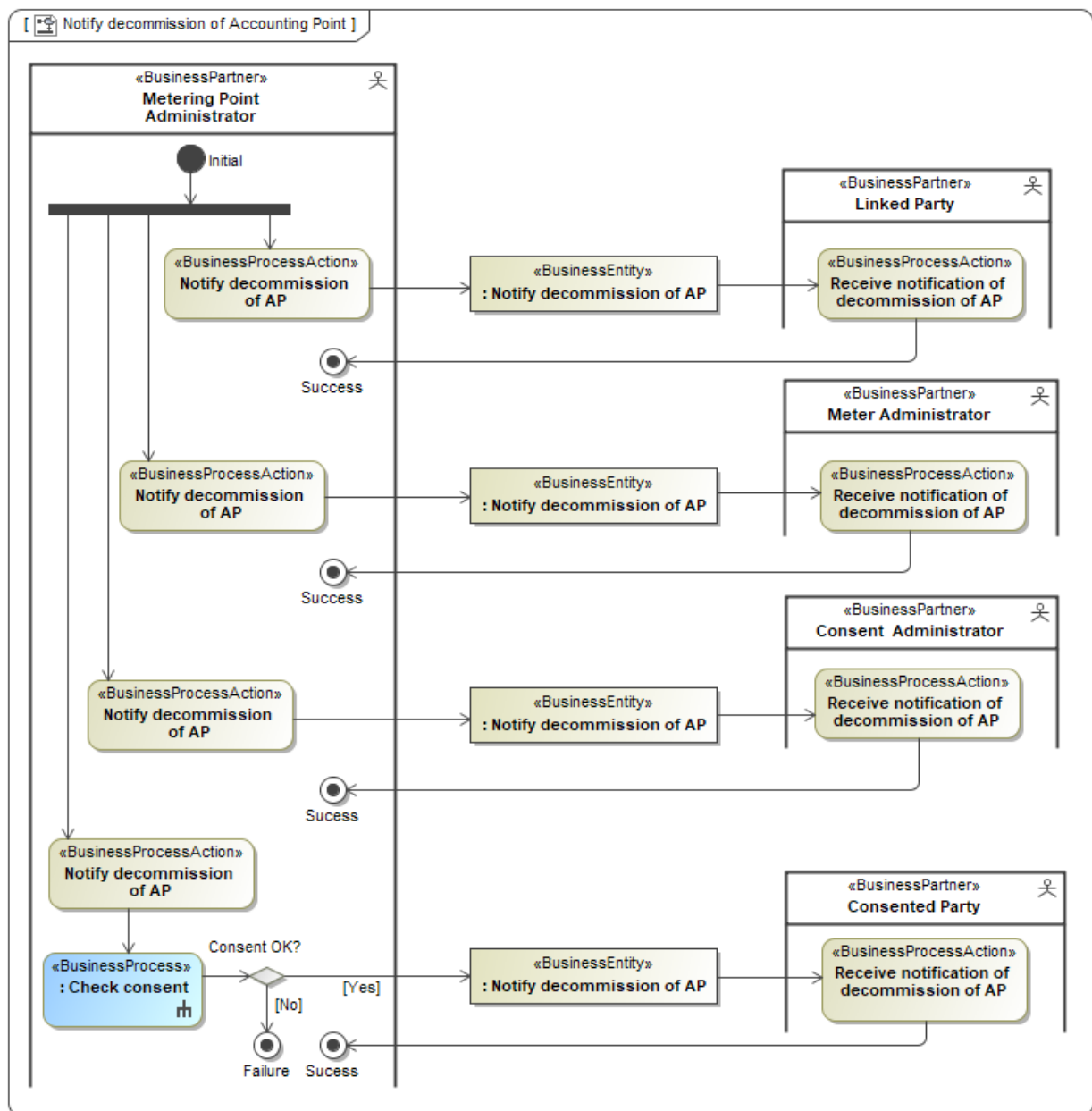


Figure 15 Business Process: Notify decommission of Accounting Point

2 Business Partner View

2.1 Business partners related to Manage Accounting Points

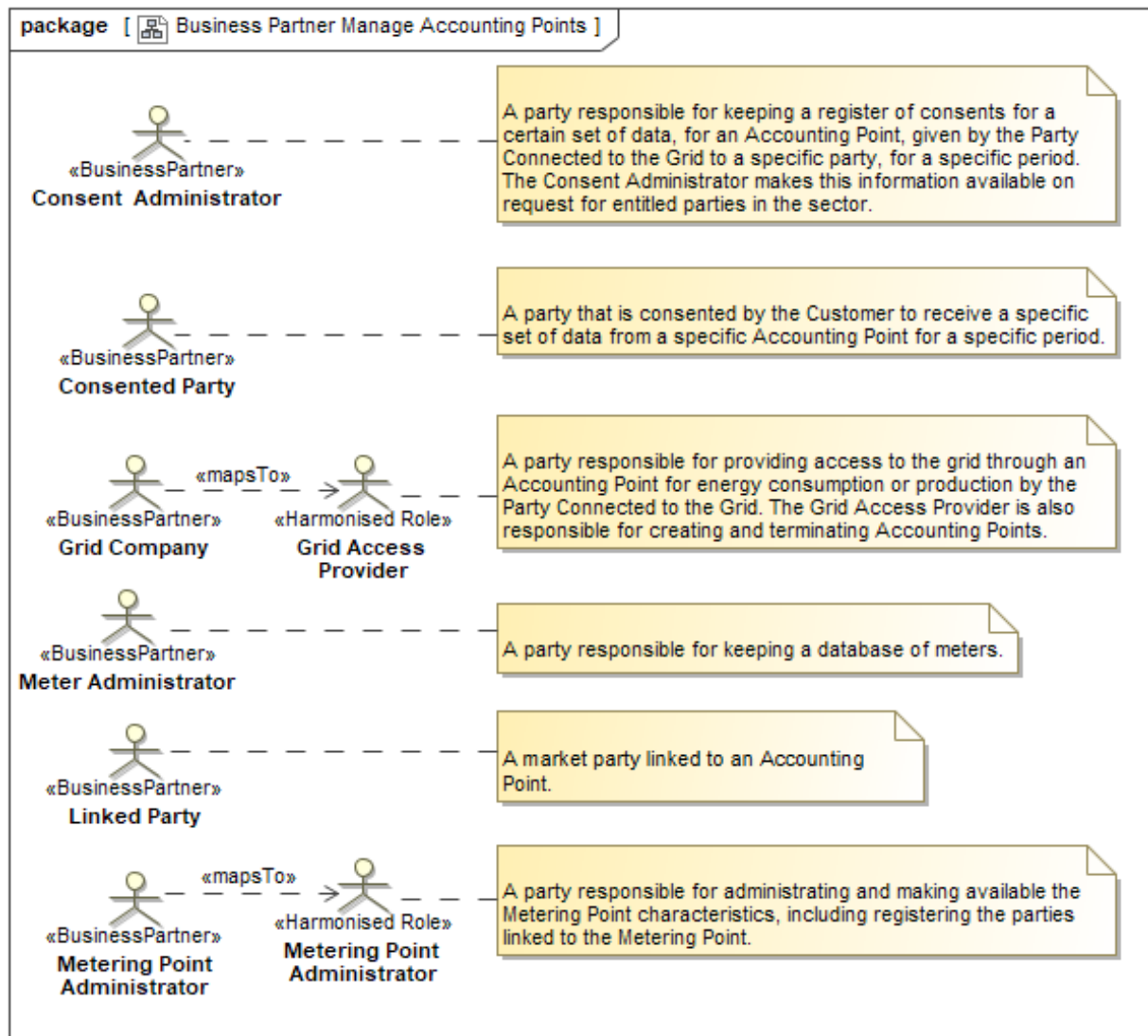


Figure 16 Business partners related to alignment of Accounting Point characteristics

3 Business Entity View

A general introduction to the Business Entity View can be found in the Introduction to ebIX® Business Requirements and Business Information Models (www.ebix.org) [4].

3.1 Request creation of Accounting Point (Class Diagram)

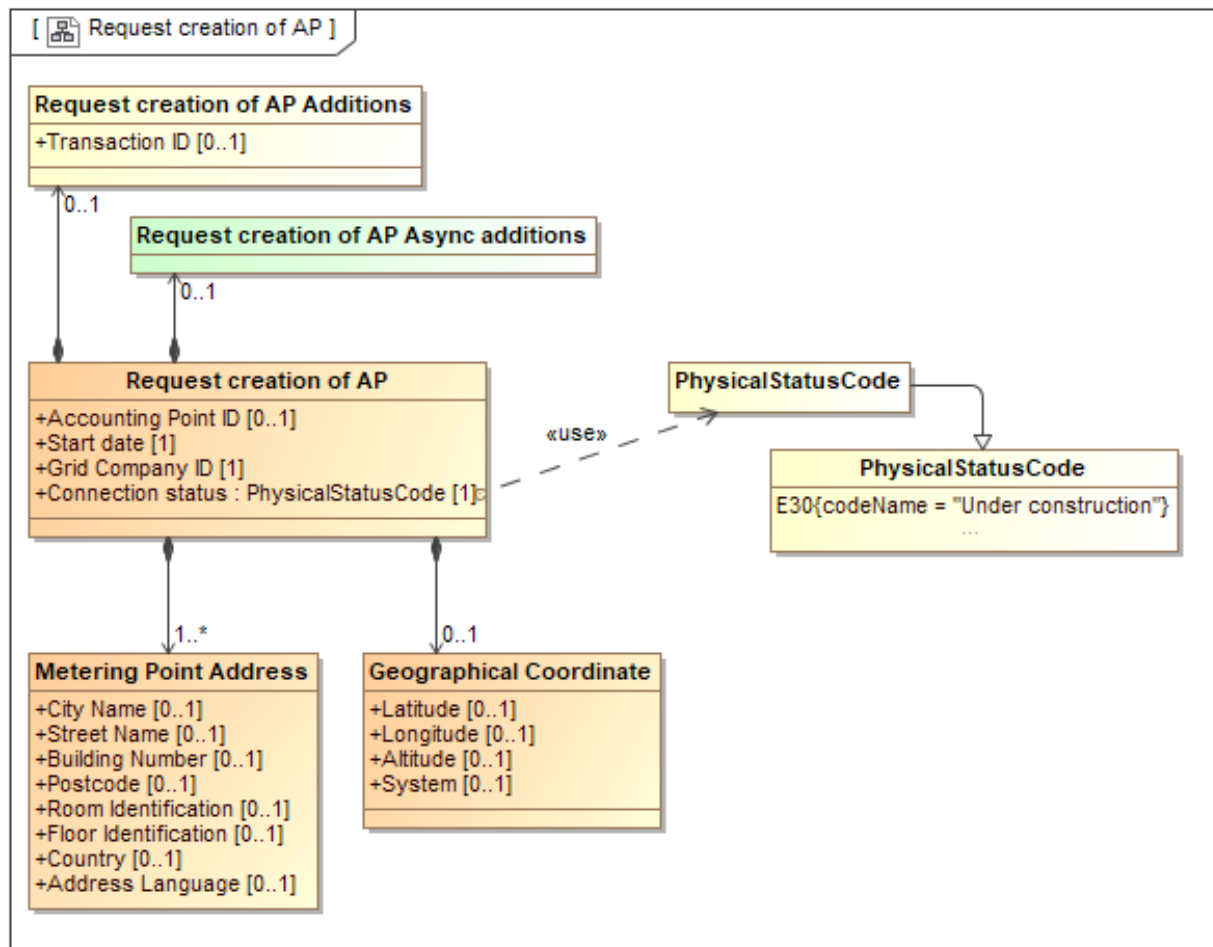


Figure 17 Class diagram: Request creation of Accounting Point

3.1.1 Element definitions: Request creation of Accounting Point

Class/attribute	Sector ⁷	Description
«Business entity» Request creation of Accounting Point		The information set to be exchanged when requesting creation of Accounting Point to the Metering Point Administrator.
Accounting Point ID		The unique identification of the Accounting Point that is being created.
Start date		The start date for the new Accounting Point, i.e. the date from which the Accounting Point is available for the market.

⁷ It is assumed that Metering Points are uniquely dedicated to either electricity or to gas.

Class/attribute	Sector ⁷	Description
Grid Company ID		The unique identification of the Grid Company creating the new Accounting Point.
Connection status		A code specifying if the installation of the Accounting Point is physically connected to the grid and energy flow is possible.
Accounting Point Address		The address of the Accounting Point. May be repeated if more than one language is used nationally.
City Name		The name, expressed as text, of the city, town or village of this address.
Street Name		The name, expressed as text, of this street or thoroughfare of this address.
Building Number		The number, expressed as text, of the building or house on this street at this address. ⁸
Postcode		The code specifying the postcode of this address.
Room Identification		The identification, expressed as text, of the room, suite, office or apartment as part of this address.
Floor Identification		The identification by name or number, expressed as text, of the floor in the building as part of this address.
Country		The unique identifier of the country for this address (Reference ISO 3166 and UN/ECE Rec 3).
Address language		The language in which the address is specified, using ISO 639-1 two-digit language code
Geographical Coordinate		The set of geographical coordinates of this Accounting Point.
Latitude		The measure of the latitude as an angular distance north or south from the Equator meridian to the meridian of this Accounting Point for this geographical coordinate. (Reference ISO 6709).
Longitude		The measure of the longitude as an angular distance east or west from the Greenwich meridian to the meridian of this Accounting Point (Reference ISO 6709).
Altitude ⁹	Gas	The measure of the altitude that reflects the vertical elevation of this Accounting Point above a surface for this geographical coordinate (Reference ISO 6709).
System		The unique identifier of the reference system used for measuring this geographical coordinate.

⁸ The Building Number may include a “Building Number Extension”, such as one or more character making the address unique.

⁹ The altitude of the meter may be used in the gas sector for correction purposes.

Class/attribute	Sector ⁷	Description
Request creation of Accounting Point Additions		Additional information, related to request creation of Accounting Point, to be agreed on a national level
Transaction ID		The unique identification of this set of information, given by the Grid Company. Note: The Transaction ID is required when the Accounting Point ID is issued by the Metering Point Administrator.
Request creation of Accounting Point Async Additions		Additional information, related to creation of the Accounting Point, needed when using asynchronous communication, however not used in this request.

3.2 Confirm request creation of Accounting Point (Class Diagram)

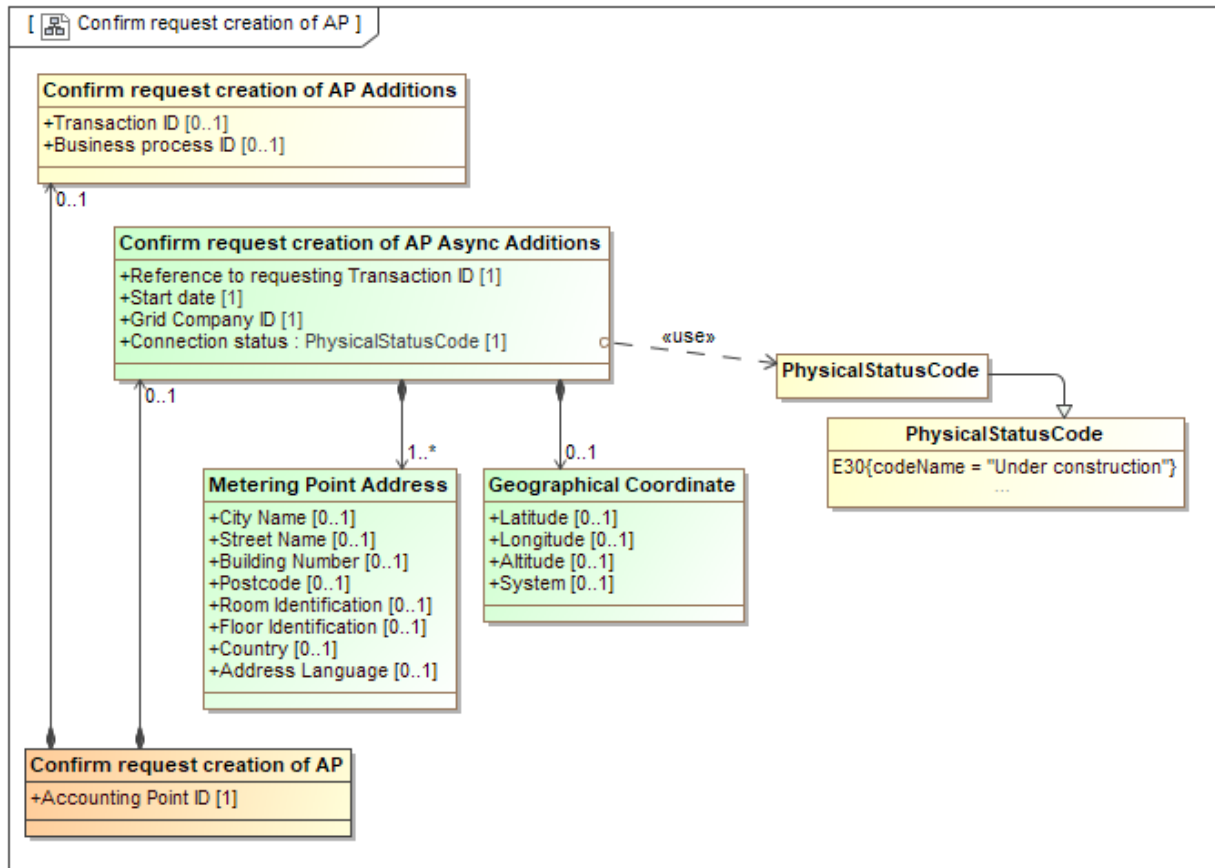


Figure 18 Class diagram: Confirm request creation of Accounting Point

3.2.1 Element definitions: Confirm request creation of Accounting Point

Class/attribute	Sector ¹⁰	Description
«Business entity» Confirm request creation of Accounting Point		The information set to be exchanged when confirming activation of an Accounting Point to the Metering Point Administrator.
Confirm request creation of Accounting Point Additions		Additional information, related to confirm creation of Accounting Point, to be agreed on a national level
Transaction ID		The unique identification of this set of information, given by the Grid Company.
Business process ID		The unique identification of this instance of the process that this transaction is a part of.

¹⁰ It is assumed that Metering Points are uniquely dedicated to either electricity or to gas.

Confirm request creation of Accounting Point Async Additions		Additional information, related to the confirmation of creation of an Accounting Point, needed when using asynchronous communication, however not used in this request.
Reference to Requesting Transaction ID		The Transaction ID from the request.
Start date		The confirmed date for when the Accounting Point is available for the market.
Accounting Point ID		The unique identification of the created Accounting Point.
Grid Company ID		The unique identification of the Grid Company that created the new Accounting Point.
Connection status		A code specifying if the installation of the Accounting Point is physically connected to the grid and energy flow is possible.
Accounting Point Address		The address of the Accounting Point. May be repeated if more than one language is used nationally.
City Name		The name, expressed as text, of the city, town or village of this address.
Street Name		The name, expressed as text, of this street or thoroughfare of this address.
Building Number		The number, expressed as text, of the building or house on this street at this address. ¹¹
Postcode		The code specifying the postcode of this address.
Room Identification		The identification, expressed as text, of the room, suite, office or apartment as part of this address.
Floor Identification		The identification by name or number, expressed as text, of the floor in the building as part of this address.
Country		The unique identifier of the country for this address (Reference ISO 3166 and UN/ECE Rec 3).
Address language		The language in which the address is specified, using ISO 639-1 two-digit language code
Geographical Coordinate		The set of geographical coordinates of this Accounting Point.
Latitude		The measure of the latitude as an angular distance north or south from the Equator meridian to the meridian of this Accounting Point for this geographical coordinate. (Reference ISO 6709).

¹¹ The Building Number may include a “Building Number Extension”, such as one or more character making the address unique.

Longitude		The measure of the longitude as an angular distance east or west from the Greenwich meridian to the meridian of this Accounting Point (Reference ISO 6709).
Altitude	Gas	The measure of the altitude that reflects the vertical elevation of this Accounting Point above a surface for this geographical coordinate (Reference ISO 6709).
System		The unique identifier of the reference system used for measuring this geographical coordinate.

3.3 Reject request creation of Accounting Point (Class Diagram)

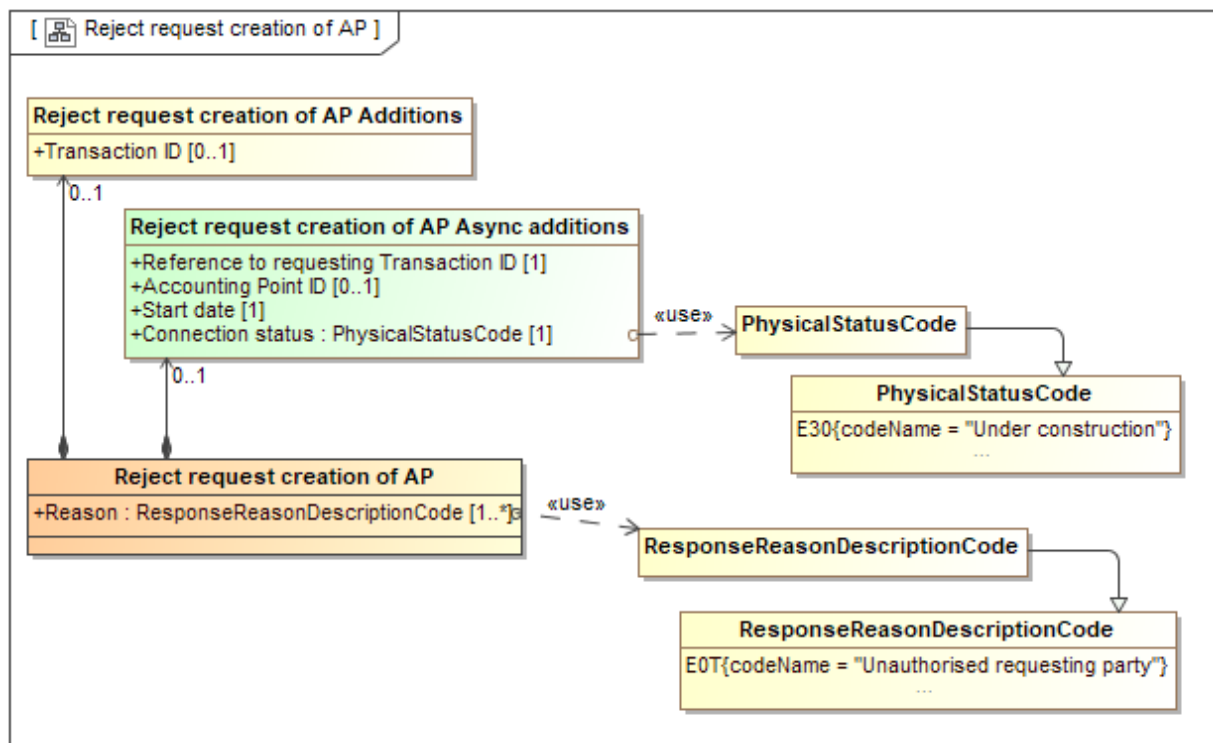


Figure 19 Class diagram: Reject request creation of Accounting Point

3.3.1 Element definitions: Confirm request creation of Accounting Point

Class/attribute	Sector ¹²	Description
«Business entity» Reject request creation of Accounting Point		The information set to be exchanged when rejecting creation of an Accounting Point to the Metering Point Administrator.
Reason		A code specifying (one of) the reason(s) for the rejection of the Request Accounting Point characteristics.
Reject request creation of Accounting Point Additions		Additional information, related when rejecting creation of an Accounting Point, to be agreed on a national level
Transaction ID		The unique identification of this set of information, given by the Grid Company.

¹² It is assumed that Metering Points are uniquely dedicated to either electricity or to gas.

Reject request creation of Accounting Point Async Additions		Additional information, related to rejection of creation of an Accounting Point, needed when using asynchronous communication, however not used in this request.
Reference to Requesting Transaction ID		The Transaction ID from the request.
Accounting Point ID		The unique identification of the Accounting Point given by the Grid Company.
Start date		The proposed date for the creation of the new Accounting Point.
Grid Company ID		The unique identification of the Grid Company creating the new Accounting Point.
Connection status		A code specifying if the installation of the Accounting Point is physically connected to the grid and energy flow is possible.

3.4 Request change of Accounting Point connection status (Class Diagram)

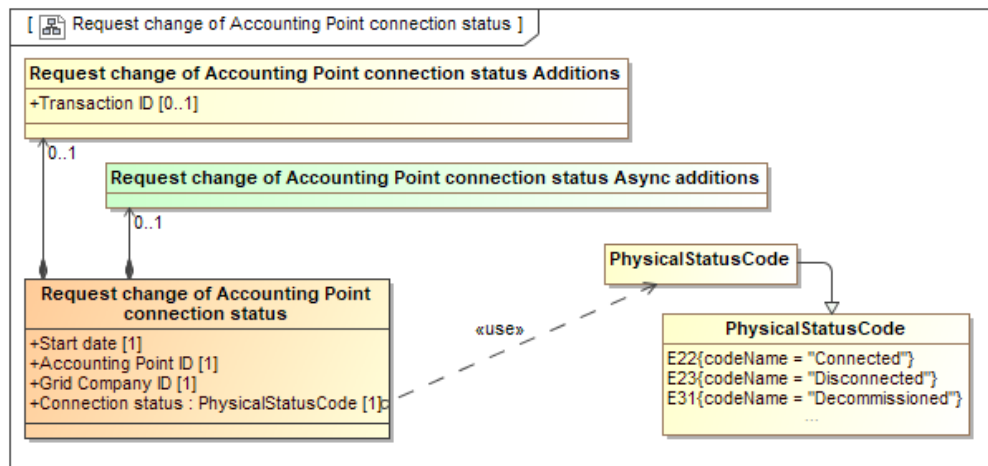


Figure 20 Class diagram: Request change of Accounting Point connection status

3.4.1 Element definitions: Request change of Accounting Point connection status

Class/attribute	Sector ¹³	Description
«Business entity» Request change of Accounting Point connection status		The information set to be exchanged when requesting connection, disconnection or decommission of an Accounting Point to the Metering Point Administrator.
Start date		The date from which the Accounting Point is connected and may be put in the allocation process.
Accounting Point ID		The unique identification of the Accounting Point that is connected.
Grid Company ID		The unique identification of the Grid Company connecting the Accounting Point.
Connection status		A code specifying if the installation of the Accounting Point is physically connected to the grid and energy flow is possible.
Request change of Accounting Point connection status Additions		Additional information, related to request connection, disconnection or decommission of Accounting Point, to be agreed on a national level
Transaction ID		The unique identification of this set of information, given by the Grid Company.
Request change of Accounting Point connection status Async Additions		Additional information, related to request connection, disconnection or decommission of Accounting Point, needed when using asynchronous communication, however not used in this request.

¹³ It is assumed that Metering Points are uniquely dedicated to either electricity or to gas.

3.5 Confirm request change of Accounting Point connection status (Class Diagram)

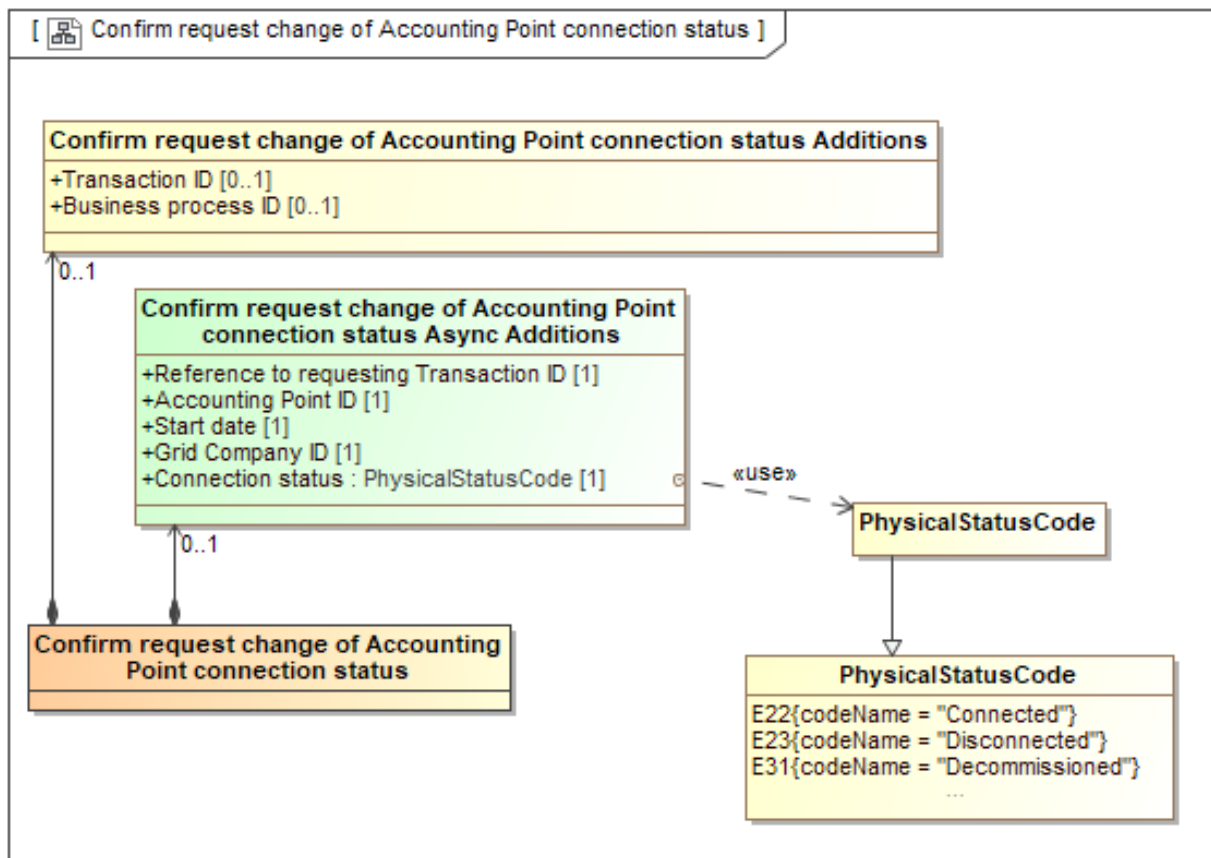


Figure 21 Class diagram: Confirm request change of Accounting Point connection status

3.5.1 Element definitions: Confirm request change of Accounting Point connection status

Class/attribute	Sector ¹⁴	Description
«Business entity» Confirm request change of Accounting Point connection status		The information set to be exchanged when confirming request for change of Accounting Point connection status to the Metering Point Administrator.
Confirm request change of Accounting Point connection status Additions		Additional information, related to confirmation of change of Accounting Point connection status, to be agreed on a national level.
Transaction ID		The unique identification of this set of information, given by the Grid Company.
Business process ID		The unique identification of this instance of the process that this transaction is a part of.

¹⁴ It is assumed that Metering Points are uniquely dedicated to either electricity or to gas.

Confirm request change of Accounting Point connection status Async Additions		Additional information, related to confirming change of Accounting Point connection status, needed when using asynchronous communication, however not used in this request.
Reference to Requesting Transaction ID		The Transaction ID from the request.
Accounting Point ID		The unique identification of the connected Accounting Point.
Start date		The confirmed date from which the Accounting Point is connected and put in the allocation process.
Grid Company ID		The unique identification of the Grid Company that ed the Accounting Point.
Connection status		A code specifying if the installation of the Accounting Point is physically connected to the grid and energy flow is possible.

3.6 Reject request change of Accounting Point connection status (Class Diagram)

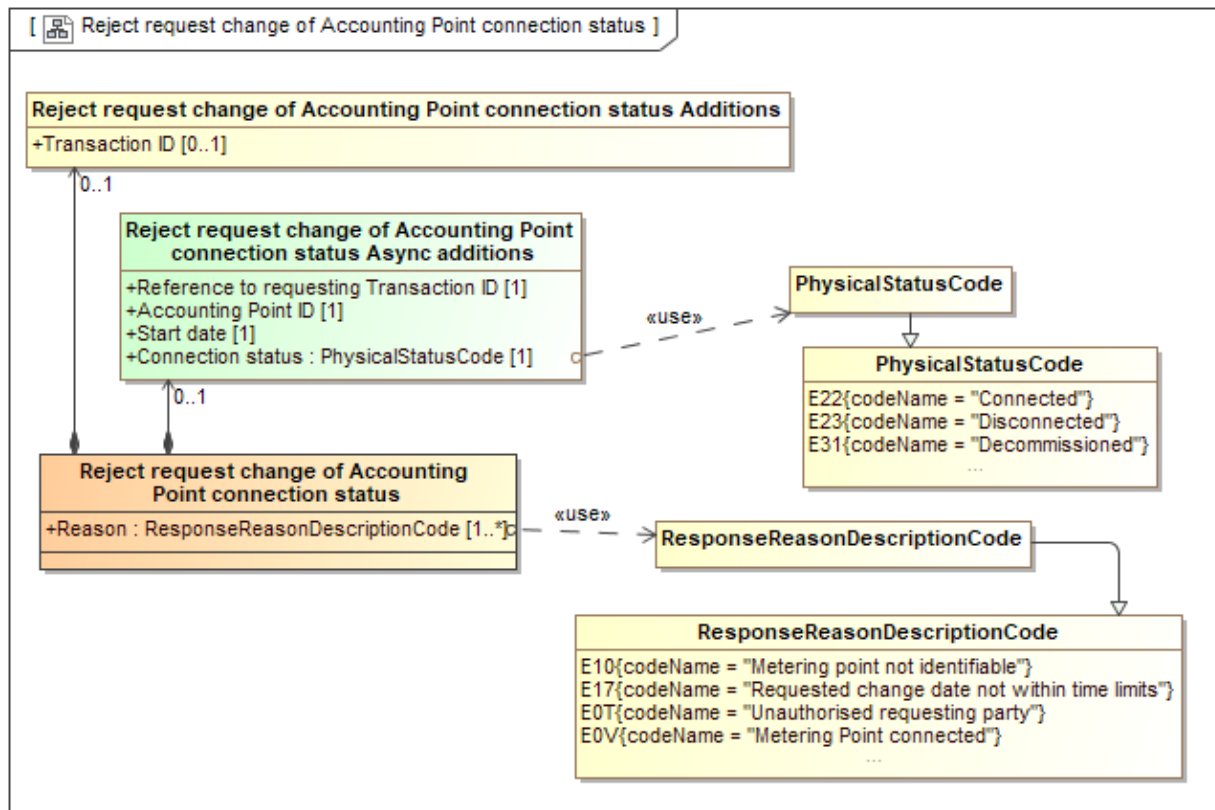


Figure 22 Class diagram: Reject request change of Accounting Point connection status

3.6.1 Element definitions: Reject request change of Accounting Point connection status

Class/attribute	Sector ¹⁵	Description
«Business entity» Reject request change of Accounting Point connection status		The information set to be exchanged when rejecting request change of Accounting Point connection status to the Metering Point Administrator.
Reason		A code specifying (one of) the reason(s) for the rejection of the Request change of Accounting Point connection status.
Reject request change of Accounting Point connection status Additions		Additional information, related to rejection of request change of Accounting Point connection status, to be agreed on a national level
Transaction ID		The unique identification of this set of information, given by the Grid Company.

¹⁵ It is assumed that Metering Points are uniquely dedicated to either electricity or to gas.

Reject request change of Accounting Point connection status Async Additions		Additional information, related to rejection of request change of Accounting Point connection status, needed when using asynchronous communication, however not used in this request.
Reference to Requesting Transaction ID		The Transaction ID from the request.
Accounting Point ID		The unique identification of the Accounting Point.
Start date		The proposed date for the connection of the Accounting Point.
Connection status		A code specifying if the installation of the Accounting Point is physically connected to the grid and energy flow is possible.

3.7 Notify decommission of Accounting Point (Class Diagram)

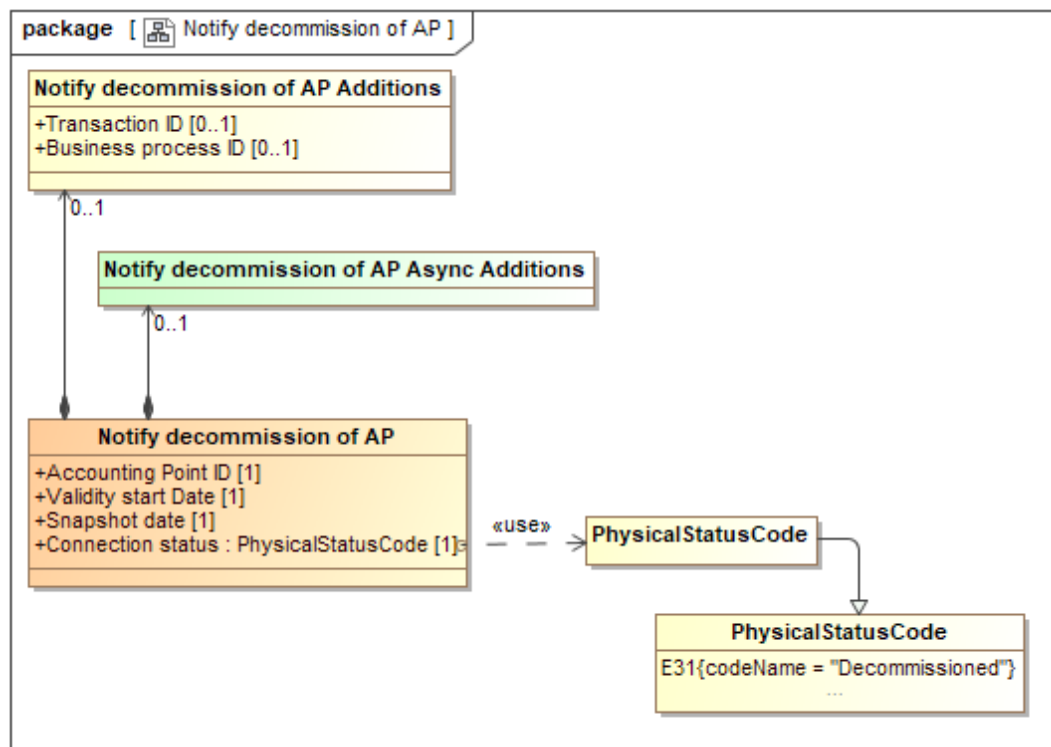


Figure 23 Notify decommission of Accounting Point

3.7.1 Element definitions: Notify decommission of Accounting Point

Class/attribute	Sector ¹⁶	Description
«Business entity» Notify decommission of Accounting Point		The information set to be sent to a Linked Party: <ul style="list-style-type: none"> • Balance Responsible Party • Energy Supplier • Grid Company • Metered Data Aggregator • Metered Data Responsible • Reconciliation Responsible • Shipper or a Consented Party to the Accounting Point, from the Metering Point Administrator when Notifying decommission of an Accounting Point.
Accounting Point ID		The unique identification of the Accounting Point that is being notified.
Validity Start date		The date from when the Accounting Point is or will be decommissioned.

¹⁶ It is assumed that Metering Points are uniquely dedicated to either electricity or to gas.

Snapshot date		The date and time when the set of information was extracted from the Metering Point administration.
Connection status		A code specifying if the installation of the Accounting Point is physically connected to the grid and energy flow is possible.
Notify decommission of Accounting Point Additions		Additional information to be agreed on a national level.
Transaction ID		The unique identification of this set of information, given by the Initiator.
Business process ID		The unique identification, given by the Metering Point Administrator, of this Request Accounting Point characteristics process that this exchange is part of.
Notify decommission of Accounting Point Async Additions		Information related to the exchange of the request for Accounting Point characteristics, needed when using asynchronous communication.

Appendix A. Header and Context information for the class diagrams

A.1. Header and Context Information attributes definitions

Class/attribute	Sector ¹⁷	Description
Header and Context Information		The set of information specifying the information to be added to this payload to enable the exchange as a document.
Document Type		A code representing the document type used for the exchange of this set of information.
Business Reason		A code representing the business reason for the exchange of this set of information.
Ancillary Business Process Role		A code representing the market role taking part in this exchange together with the Responsible Role, responsible for the process/this exchange.

A.2. Request creation of Accounting Point

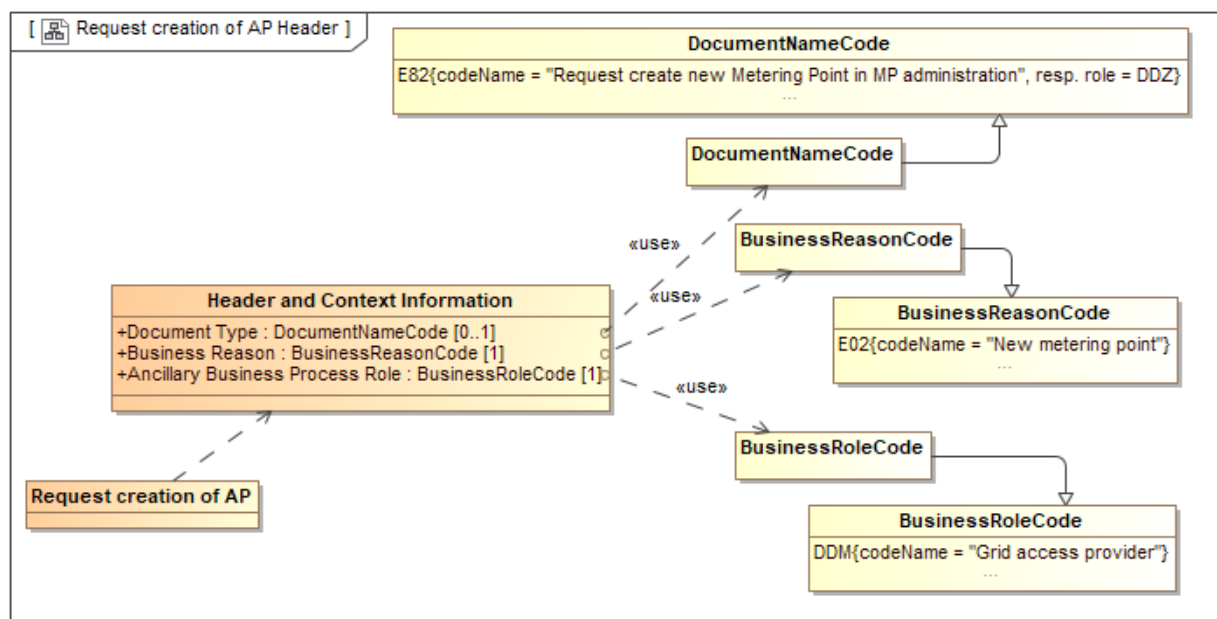


Figure 24 Class diagram: Header and Context information: Request creation of Accounting Point

¹⁷ It is assumed that Metering Points are uniquely dedicated to either electricity or to gas.

A.3. Confirm request creation of Accounting Point

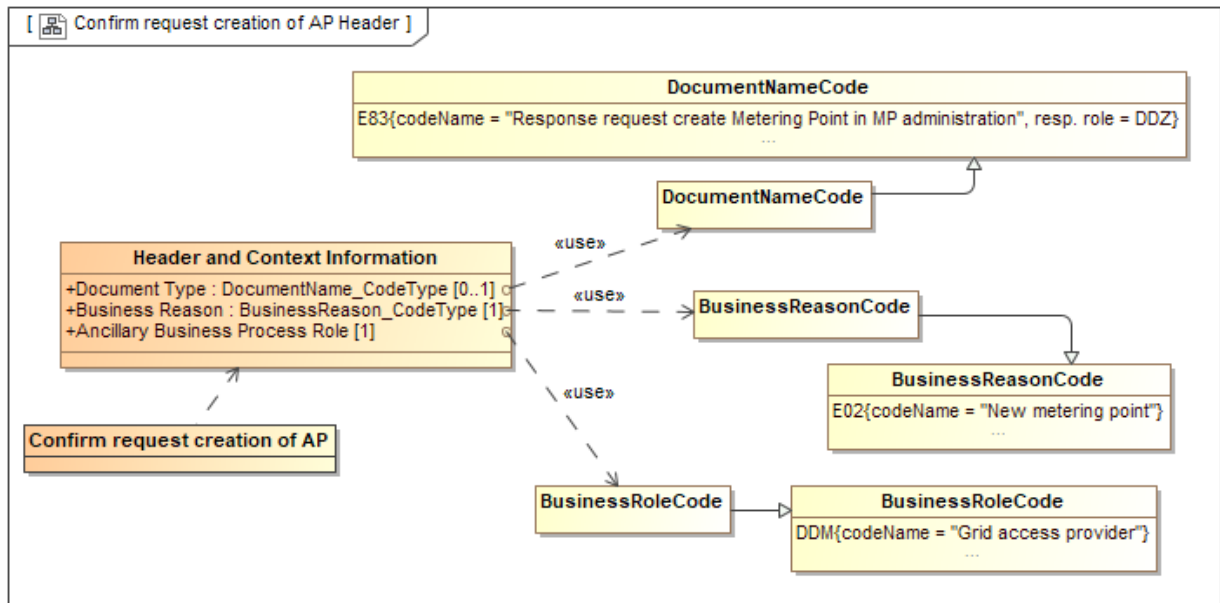


Figure 25 Class diagram: Header and Context information: Confirm request creation of Accounting Point

A.4. Reject request creation of Accounting Point

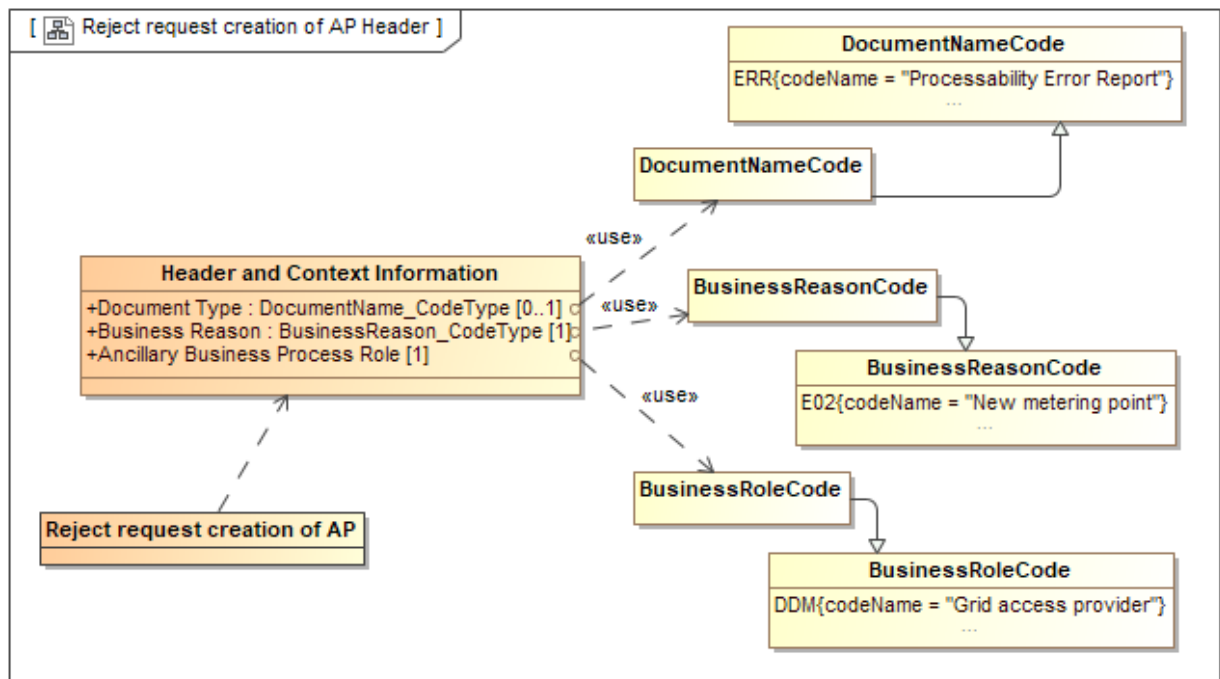


Figure 26 Class diagram: Header and Context information: Reject request creation of Accounting Point

A.5. Request change of Accounting Point connection status

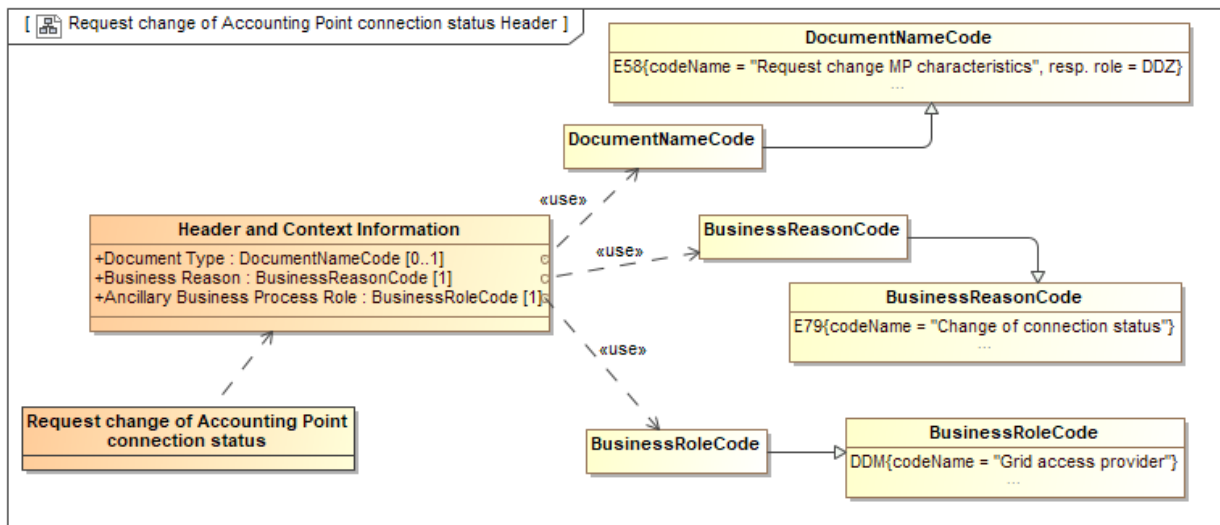


Figure 27 Class diagram: Header and Context information: Request change of Accounting Point connection status

A.6. Confirm request change of Accounting Point connection status

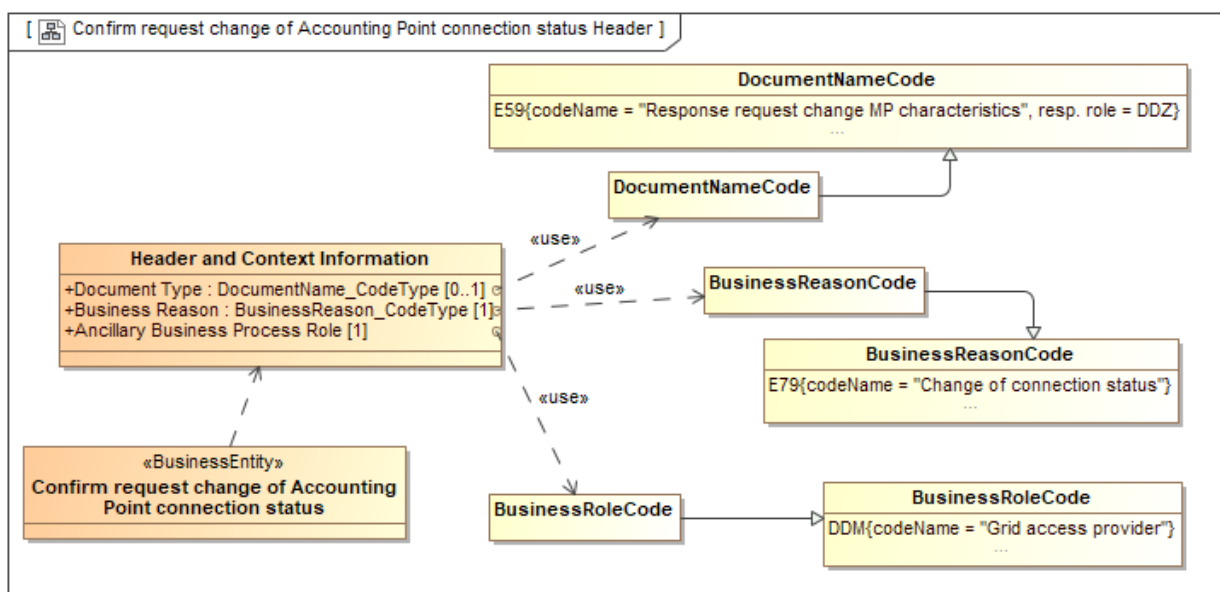


Figure 28 Class diagram: Header and Context information: Confirm request change of Accounting Point connection status

A.7. Reject request change of Accounting Point connection status

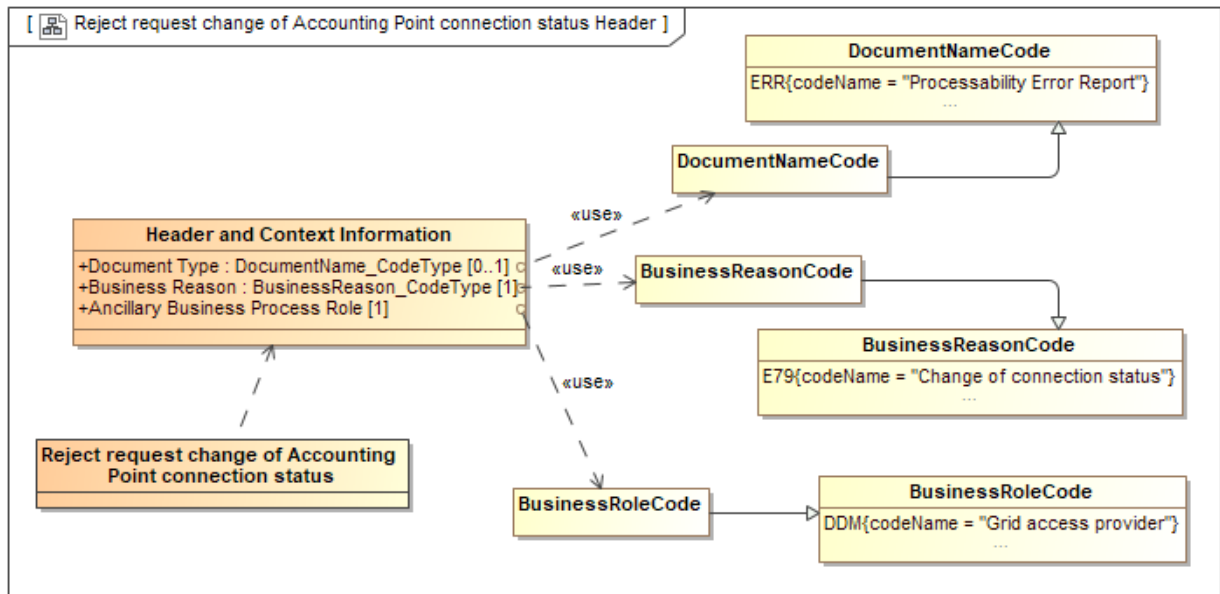


Figure 29 Class diagram: Header and Context information: Reject request change of Accounting Point connection status

A.8. Notify decommission of Accounting Point

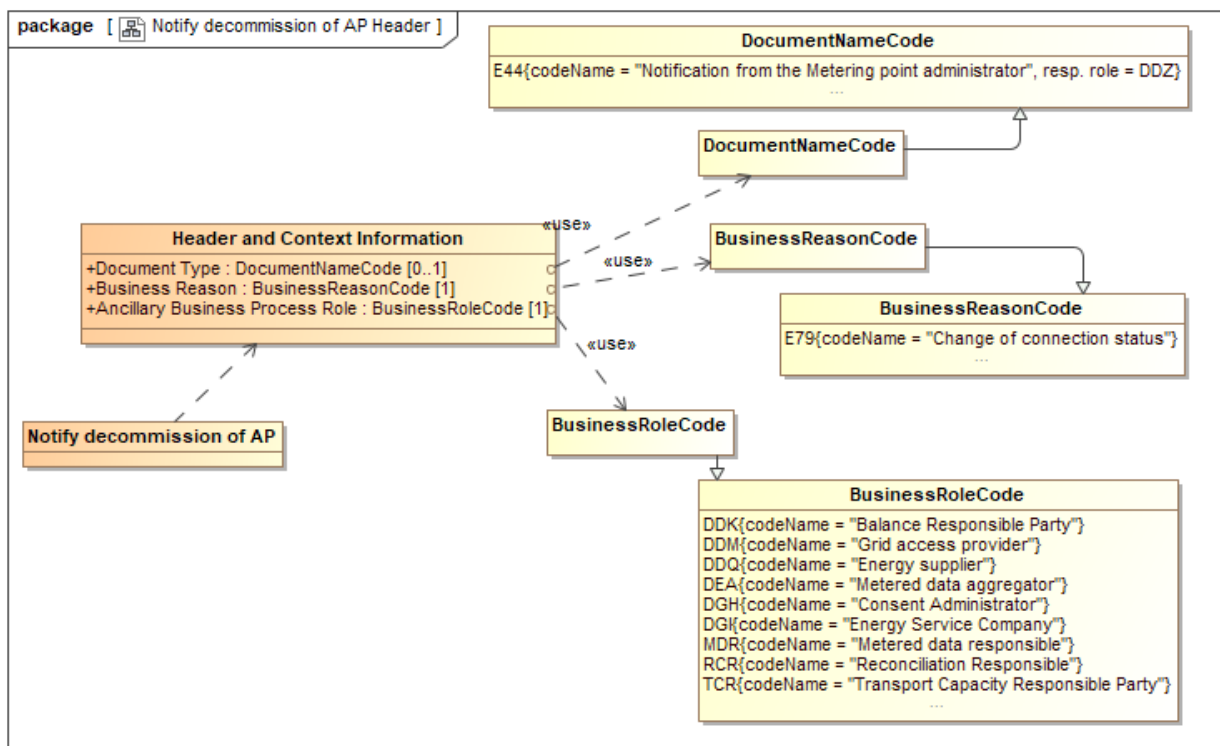


Figure 30 Class diagram: Header and Context information: Notify decommission of Accounting Point